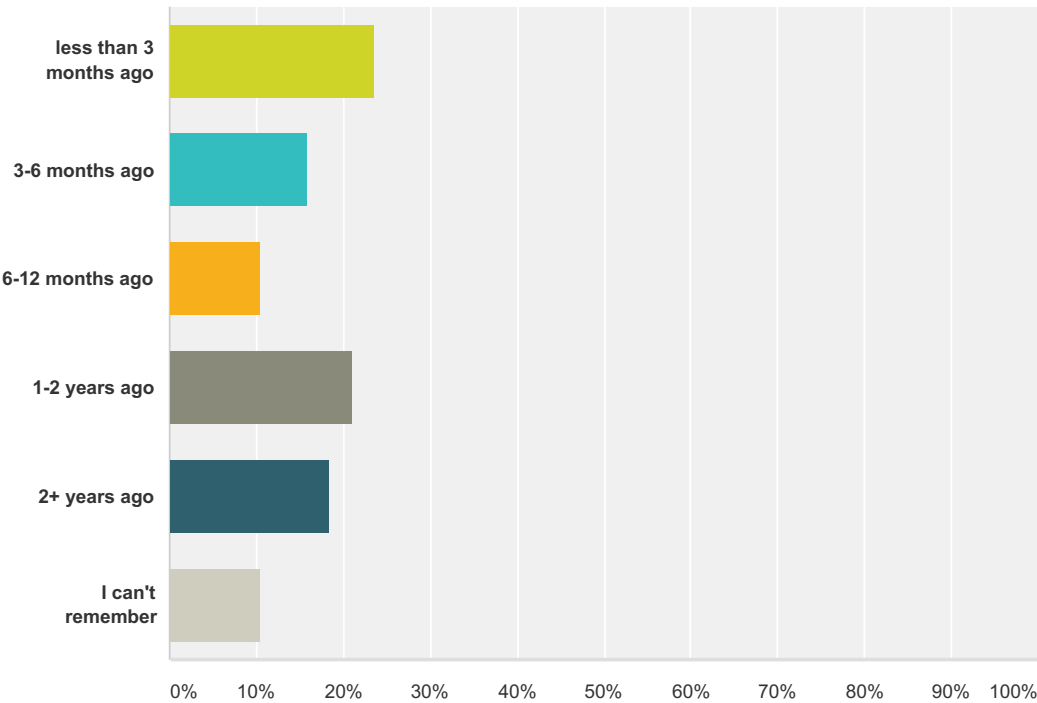


Q1 When was the last time when you tried to do anything with your pensions?

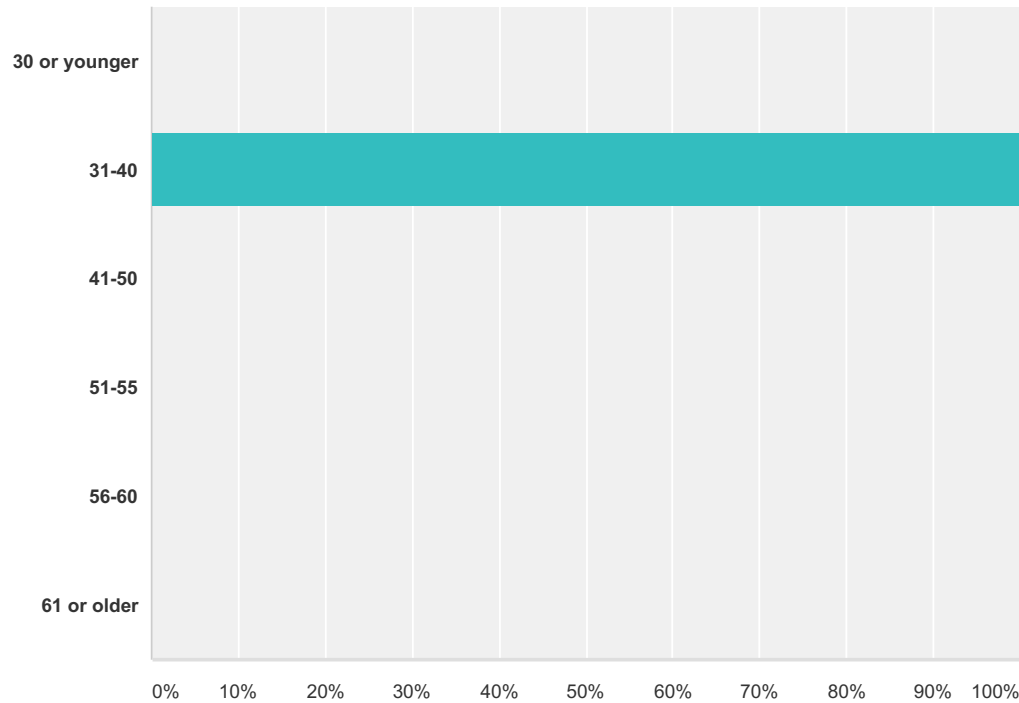
Answered: 38 Skipped: 0



Answer Choices	Responses
less than 3 months ago	23.68%9
3-6 months ago	15.79%6
6-12 months ago	10.53%4
1-2 years ago	21.05%8
2+ years ago	18.42%7
I can't remember	10.53%4
Total	38

Q2 What is your age?

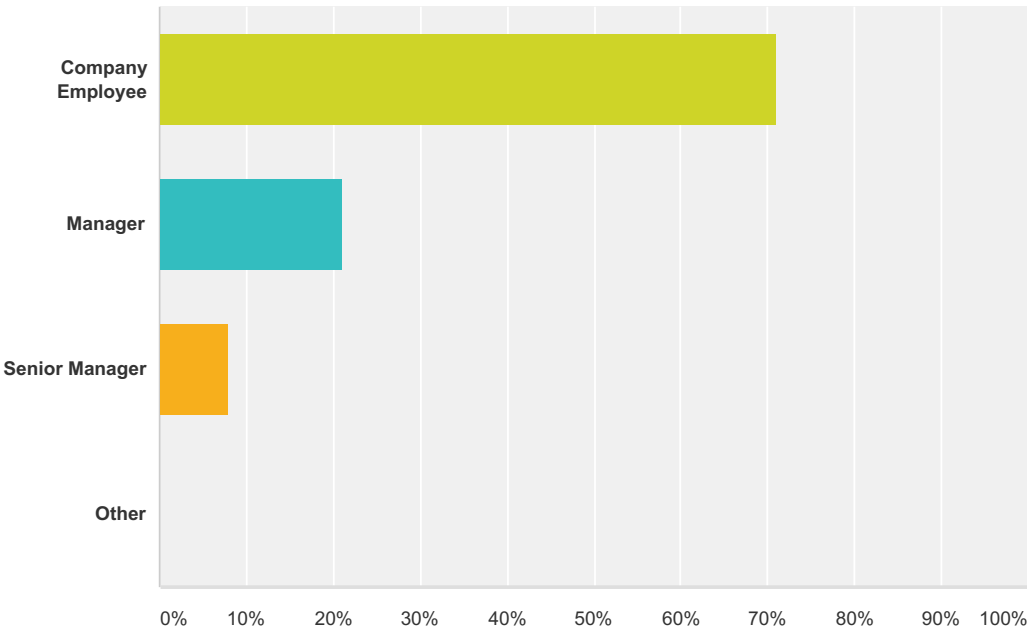
Answered: 38 Skipped: 0



Answer Choices	Responses
30 or younger	0.00%0
31-40	100.00%38
41-50	0.00%0
51-55	0.00%0
56-60	0.00%0
61 or older	0.00%0
Total	38

Q3 What is your job role?

Answered: 38 Skipped: 0



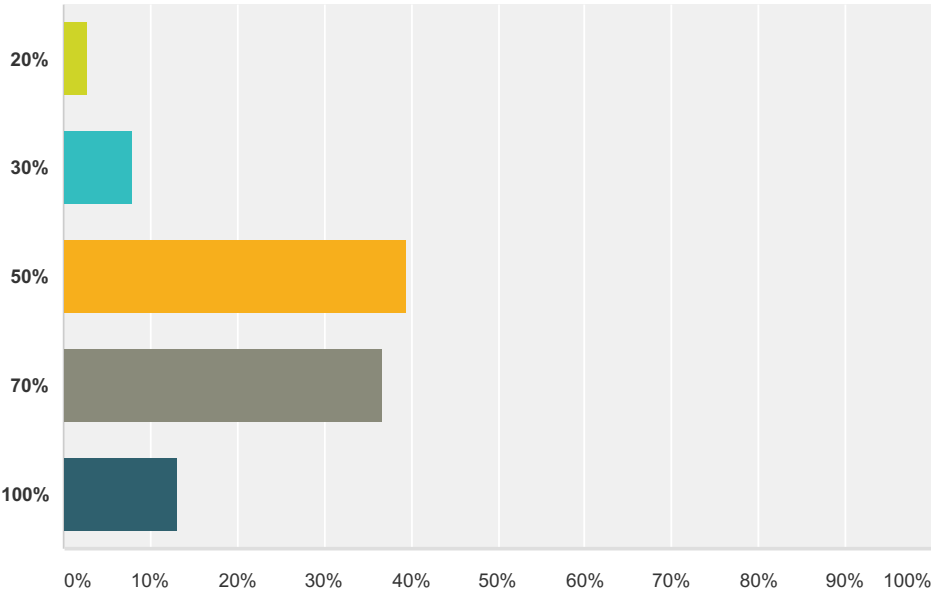
Answer Choices	Responses	
Company Employee	71.05%	27
Manager	21.05%	8
Senior Manager	7.89%	3
Other	0.00%	0
Total		38

Q4 What makes you think about pensions?

Answered: 38 Skipped: 0

Q5 What percentage of your current salary do you believe you will need to retire comfortably?

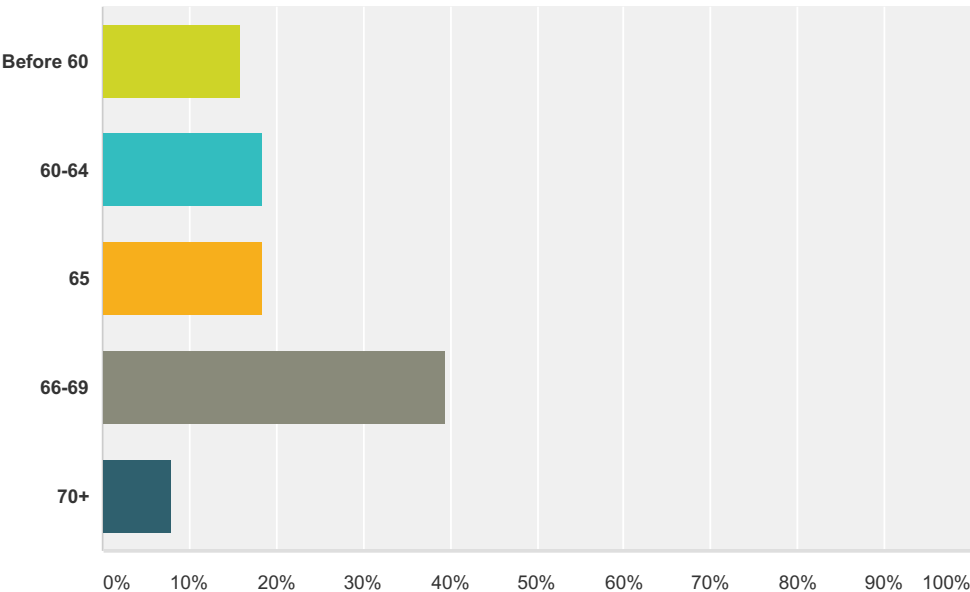
Answered: 38 Skipped: 0



Answer Choices	Responses	
20%	2.63%	1
30%	7.89%	3
50%	39.47%	15
70%	36.84%	14
100%	13.16%	5
Total		38

Q6 When do you expect to retire?

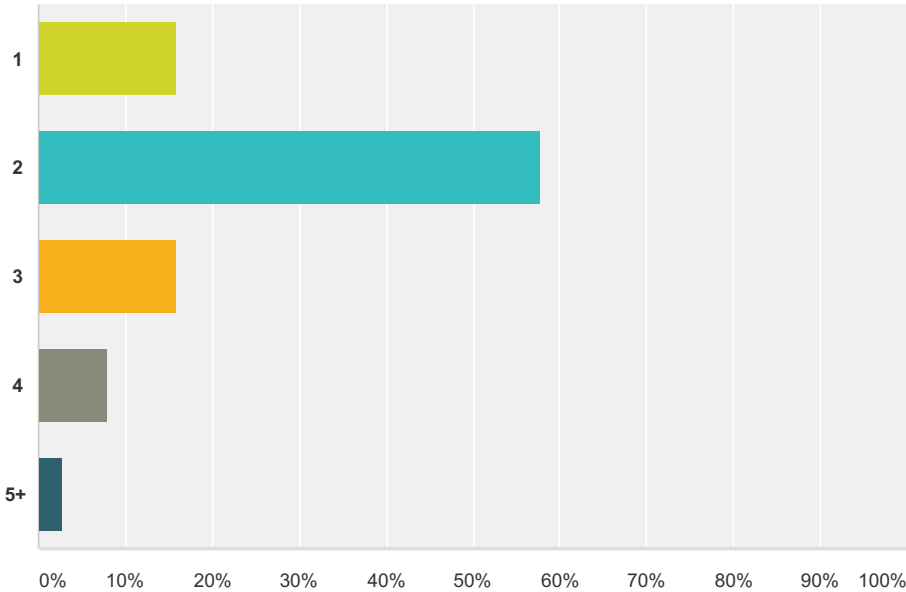
Answered: 38 Skipped: 0



Answer Choices	Responses	
Before 60	15.79%	6
60-64	18.42%	7
65	18.42%	7
66-69	39.47%	15
70+	7.89%	3
Total		38

Q7 How many pension plans do you have now? (old plans from previous employers and any current plans you have)

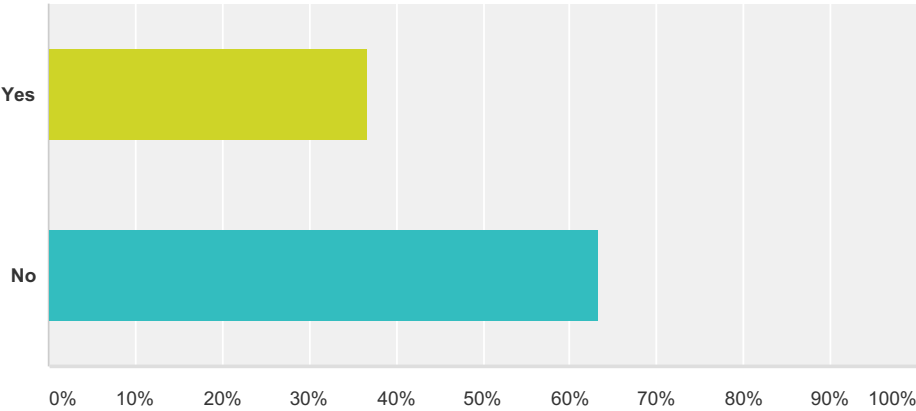
Answered: 38 Skipped: 0



Answer Choices	Responses	
1	15.79%	6
2	57.89%	22
3	15.79%	6
4	7.89%	3
5+	2.63%	1
Total		38

Q8 In the past have you ever requested to unify / transfer your old plans?

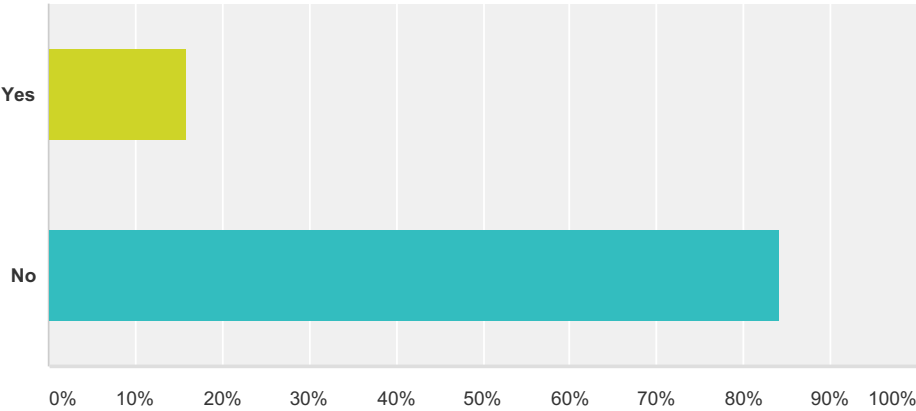
Answered: 38 Skipped: 0



Answer Choices	Responses	
Yes	36.84%	14
No	63.16%	24
Total		38

Q9 Have you ever spoken to a financial adviser about your pension planning?

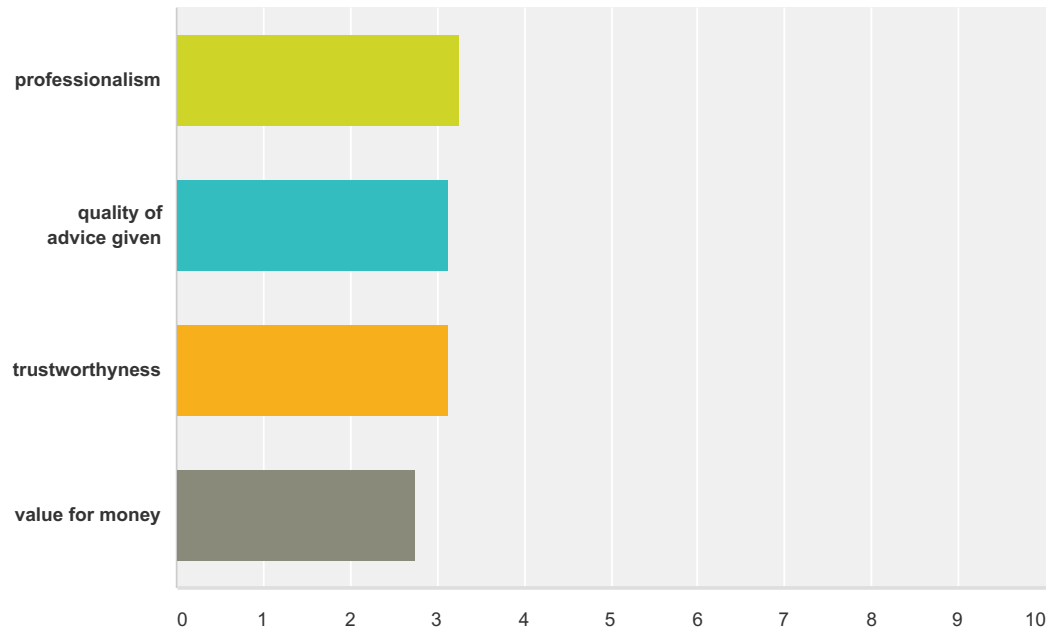
Answered: 38 Skipped: 0



Answer Choices	Responses	
Yes	15.79%	6
No	84.21%	32
Total		38

Q10 If you have received advice in the past on your pensions what was your experience?

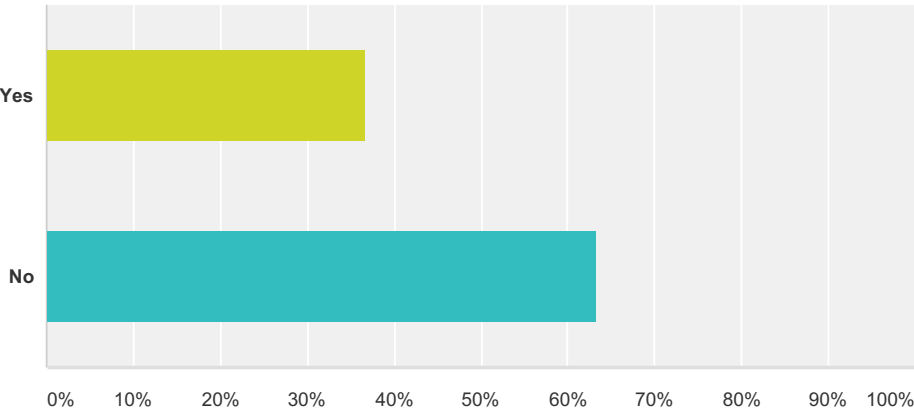
Answered: 8 Skipped: 30



	poor	average	good	very good	excellent	Total	Weighted Average
professionalism	0.00% 0	12.50% 1	50.00% 4	37.50% 3	0.00% 0	8	3.25
quality of advice given	0.00% 0	12.50% 1	62.50% 5	25.00% 2	0.00% 0	8	3.13
trustworthiness	0.00% 0	25.00% 2	37.50% 3	37.50% 3	0.00% 0	8	3.13
value for money	12.50% 1	25.00% 2	37.50% 3	25.00% 2	0.00% 0	8	2.75

Q11 Do you plan to work during retirement?

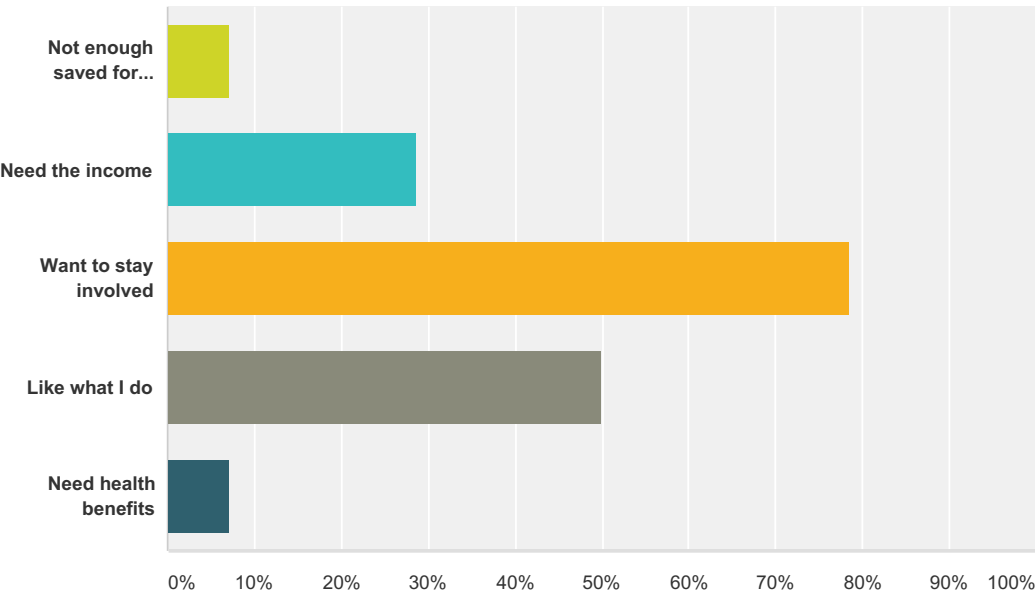
Answered: 38 Skipped: 0



Answer Choices	Responses	
Yes	36.84%	14
No	63.16%	24
Total		38

Q12 If Yes, Why?

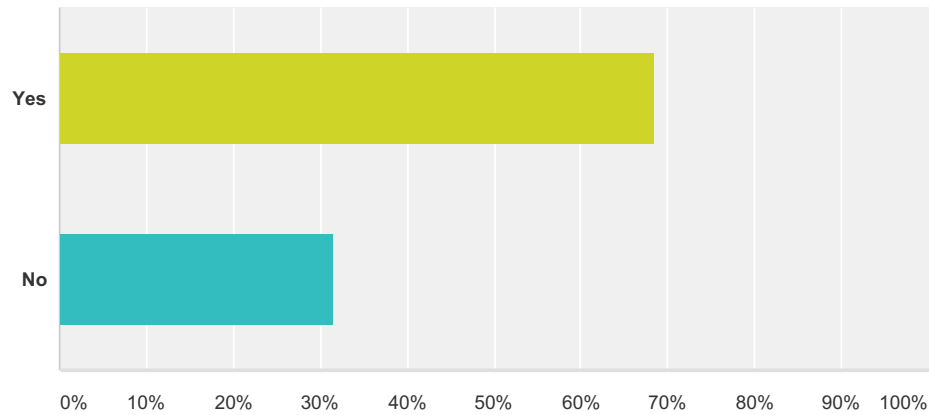
Answered: 14 Skipped: 24



Answer Choices	Responses	
Not enough saved for retirement	7.14%	1
Need the income	28.57%	4
Want to stay involved	78.57%	11
Like what I do	50.00%	7
Need health benefits	7.14%	1
Total Respondents: 14		

Q13 Would you like to help us shape a retirement planning service that will really help people?

Answered: 38 Skipped: 0



Answer Choices	Responses	
Yes	68.42%	26
No	31.58%	12
Total		38

Q14 Full Name

Answered: 21 Skipped: 17

Q15 Email

Answered: 21 Skipped: 17